



(1)(a) Statement showing Shareholding Pattern

| | | | |
|-------------------------------------------------------------------------------------------------------|---------------------------------------------|-----------------------------------------------------------|------------------------------------------------------------------------------------------------------|
| Name of the Company | Frontline Securities Limited | | |
| Scrip Code : 533213, | Name of Scrip: Frontline Securities Limited | Class of Security: Equity | |
| Quarter Ended : 31 st December, 2014 | | | |
| Partly paid-up shares:- | No. of partly paid-up shares | As a % of total no. of partly paid-up shares | As a % of total no. of shares of the company |
| Held by promoter/promoter group | 0 | 0.00000 | 0.00000 |
| Held by public | 0 | 0.00000 | 0.00000 |
| Total | 0 | 0.00000 | 0.00000 |
| Outstanding convertible securities:- | No. of outstanding securities | As a % of total no. of outstanding convertible securities | As a % of total no. of shares of the company, assuming full conversion of the convertible securities |
| Held by promoter/promoter group | 0 | 0.00000 | 0.00000 |
| Held by public | 0 | 0.00000 | 0.00000 |
| Total | 0 | 0.00000 | 0.00000 |
| Warrants:- | No. of warrants | As a % of total no. of warrants | As a % of total no. of shares of the company, assuming full conversion of warrants |
| Held by promoter/promoter group | 0 | 0.00000 | 0.00000 |
| Held by public | 0 | 0.00000 | 0.00000 |
| Total | 0 | 0.00000 | 0.00000 |
| Total paid-up capital of the company, assuming full conversion of warrants and convertible securities | N.A. | | |



| Category Code | Category of shareholder | Number of shareholders | Total number of shares | Number of shares held in dematerialized form | Total Shareholding as a percentage of Total number of shares | | Shares pledged or otherwise encumbered | |
|---------------|--------------------------------------------|------------------------|------------------------|----------------------------------------------|--------------------------------------------------------------|-------------------------------------|----------------------------------------|-----------------------------------------|
| | | | | | As a percentage of (A+B) (VI) | As a percentage of (A+B+C) (VII) | Number of shares (VIII) | As a percentage (IX)=(VIII)/(IV)*100 |
| (I) | (II) | (III) | (IV) | (V) | | | (VIII) | |
| (A) | Promoter and Promoter Group | | | | | | | |
| (1) | Indian | | | | | | | |
| (a) | Individuals/ Hindu Undivided Family | 4 | 9,54,450 | 9,54,450 | 13.28080 | 13.28080 | 0.00000 | 0.00000 |
| (b) | Central Government/ State Government(s) | 0 | 0 | 0 | 0.00000 | 0.00000 | 0.00000 | 0.00000 |
| (c) | Bodies Corporate | 2 | 36,90,043 | 36,90,043 | 51.34552 | 51.34552 | 0.00000 | 0.00000 |
| (d) | Financial Institutions/ Banks | 0 | 0 | 0 | 0.00000 | 0.00000 | 0.00000 | 0.00000 |
| (e) | Any Other (Specify) | 0 | 0 | 0 | 0.00000 | 0.00000 | 0.00000 | 0.00000 |
| | Sub-Total (A)(1) | 6 | 46,44,493 | 46,44,493 | 64.62632 | 64.62632 | 0.00000 | 0.00000 |
| | | | | | | | | |


 ANILASH SECURITIES LIMITED
 New Delhi

| Category Code | Category of shareholder | Number of shareholders | Total number of shares | Number of shares held in dematerialized form | Total Shareholding as a percentage of Total number of shares | | Shares pledged or otherwise encumbered | |
|---------------|------------------------------------------------------------------------|------------------------|------------------------|----------------------------------------------|--------------------------------------------------------------|----------------------------------|----------------------------------------|--------------------------------------|
| (I) | (II) | (III) | (IV) | (V) | As a percentage of (A+B) (VI) | As a percentage of (A+B+C) (VII) | Number of shares (VIII) | As a percentage (IX)=(VIII)/(IV)*100 |
| (2) | Foreign | | | | | | | |
| (a) | Individuals (Non-Resident Individuals / Foreign Individuals) | 0 | 0 | 0 | 0.00000 | 0.00000 | 0 | 0.00000 |
| (b) | Bodies Corporate | 0 | 0 | 0 | 0.00000 | 0.00000 | 0 | 0.00000 |
| (c) | Institutions | 0 | 0 | 0 | 0.00000 | 0.00000 | 0 | 0.00000 |
| (d) | Any Other (specify) | 0 | 0 | 0 | 0.00000 | 0.00000 | 0 | 0.00000 |
| | Sub-Total (A)(2) | 0 | 0 | 0 | 0.00000 | 0.00000 | 0 | 0.00000 |
| | Total Shareholding of Promoter and Promoter Group (A)=A(1)+A(2) | 6 | 46,44,493 | 46,44,493 | 64.62632 | 64.62632 | 0 | 0.00000 |




| Category Code | Category of shareholder | Number of shareholders | Total number of shares | Number of shares held in dematerialized form | Total Shareholding as a percentage of Total number of shares | | Shares pledged or otherwise encumbered | |
|---------------|-----------------------------------------|------------------------|------------------------|----------------------------------------------|--------------------------------------------------------------|-----------------------------------|----------------------------------------|--------------------------------------|
| | | | | | As a percentage of (A+B) (VI) | As a percentage of (A+B+C) (VIII) | Number of shares (VIII) | As a percentage (IX)=(VIII)/(IV)*100 |
| (B) | Public Shareholding | | | | | | N.A. | N.A. |
| (1) | Institutions | | | | | | N.A. | N.A. |
| (a) | Mutual Funds/ UTI | 0 | 0 | 0 | 0.00000 | 0.00000 | | |
| (b) | Financial Institutions/ Banks | 0 | 0 | 0 | 0.00000 | 0.00000 | | |
| (c) | Central Government/ State Government(s) | 0 | 0 | 0 | 0.00000 | 0.00000 | | |
| (d) | Venture Capital Funds | 0 | 0 | 0 | 0.00000 | 0.00000 | | |
| (e) | Insurance Companies | 0 | 0 | 0 | 0.00000 | 0.00000 | | |
| (f) | Foreign Institutional Investors | 0 | 0 | 0 | 0.00000 | 0.00000 | | |
| (g) | Foreign Venture | 0 | 0 | 0 | 0.00000 | 0.00000 | | |

Adinash

ADINASH SECURITIES LIMITED
New Delhi

| Capital Investors | | | | | | | | |
|-------------------|-------------------------------------------------------------------------|------------------------|------------------------|----------------------------------------------|--------------------------------------------------------------|----------------------------------|----------------------------------------|--------------------------------------|
| Category Code | Category of shareholder | Number of shareholders | Total number of shares | Number of shares held in dematerialized form | Total Shareholding as a percentage of Total number of shares | | Shares pledged or otherwise encumbered | |
| (I) | (II) | (III) | (IV) | (V) | As a percentage of (A+B) (VI) | As a percentage of (A+B+C) (VII) | Number of shares (VIII) | As a percentage (IX)=(VIII)/(IV)*100 |
| (h) | Any Other (specify) | 0 | 0 | 0 | 0.00000 | 0.00000 | | |
| | Sub-Total (B)(1) | 0 | 0 | 0 | 0.00000 | 0.00000 | | |
| (2) | Non-institutions | | | | | | | |
| (a) | Bodies Corporate | 52 | 7,60,648 | 7,38,948 | 10.58412 | 10.58412 | | |
| (b) | Individuals – | | | | | | 0 | 0 |
| | (i) Individual shareholders holding nominal share capital <= Rs.1 Lakh. | 3,718 | 5,18,940 | 1,97,710 | 7.22085 | 7.22085 | | |
| | (ii) Individual shareholders holding nominal share capital > Rs.1 Lakh. | 13 | 8,37,796 | 8,37,796 | 11.65761 | 11.65761 | 0 | 0 |

Anirash

ANIRASH SECURITIES LIMITED
New Delhi

| Category Code | Category of shareholder | Number of shareholders | Total number of shares | Number of shares held in dematerialized form | Total Shareholding as a percentage of Total number of shares | | Shares pledged or otherwise encumbered | |
|---------------|---------------------------------|------------------------|------------------------|----------------------------------------------|--------------------------------------------------------------|----------------------------|----------------------------------------|----------------------|
| | | | | | As a percentage of (A+B) | As a percentage of (A+B+C) | Number of shares | As a percentage |
| (I) | (II) | (III) | (IV) | (V) | (VI) | (VII) | (VIII) | (IX)=(VIII)/(IV)*100 |
| (c) | Others | | | | | | | |
| | (1) Directors & their relatives | 7 | 1,120 | 0 | 0.01558 | 0.01558 | | |
| | (2) Non Resident Indians | 5 | 4,23,477 | 4,23,477 | 5.89252 | 5.89252 | | |
| | (3) Clearing Members | 3 | 215 | 215 | 0.00299 | 0.00299 | | |
| | (4) Hindu Undivided Families | 0 | 0 | 0 | 0 | 0 | | |

Avinash

SECURITIES LIMITED
New Delhi

| | | | | | | | | |
|--|---------------------------------------------------|------|-----------|-----------|-----------|-----------|------|------|
| | Sub-Total (B)(2) | 3798 | 25,42,196 | 21,98,146 | 35.37367 | 35.37367 | | |
| | Total Public Shareholding (B)=(B)(1)+(B)(2) | 3798 | 25,42,196 | 21,98,146 | 35.37367 | 35.37367 | N.A. | N.A. |
| | TOTAL (A)+(B) | 3804 | 71,86,689 | 68,42,639 | 100.00000 | 100.00000 | | |

Divyansh

FRONTLINE SECURITIES LIMITED
New Delhi

| Category Code | Category of shareholder | Number of shareholders | Total number of shares | Number of shares held in dematerialized form | Total Shareholding as a percentage of Total number of shares | | Shares pledged or otherwise encumbered | |
|---------------|----------------------------------------------------------------------------------|------------------------|------------------------|----------------------------------------------|--------------------------------------------------------------|--------------------------------------|----------------------------------------|-----------------------------------------|
| (I) | (II) | (III) | (IV) | (V) | As a percentage of (A+B) (VI) | As a percentage of (A+B+C) (VIII) | Number of shares (VIII) | As a percentage (IX)=(VIII)/(IV)*100 |
| (C) | Shares held by Custodians and against which Depository Receipts have been issued | 0 | 0 | 0 | 0.00000 | 0.00000 | N.A. | N.A. |
| (1) | Promoter and Promoter Group | 0 | 0 | 0 | 0.00000 | 0.00000 | N.A. | N.A. |
| (2) | Public | 0 | 0 | 0 | 0.00000 | 0.00000 | N.A. | N.A. |
| | GRAND TOTAL (A)+(B)+(C) | 3804 | 71,86,689 | 68,42,639 | 100.00000 | 100.00000 | 0 | 0.00000 |

Arinash

PROTLINE SECURITIES LIMITED
New Delhi

(1)(b) Statement showing holding of securities (including shares, warrants, convertible securities) of persons belonging to the category "Promoter and Promoter Group"

| S.No | Name of the shareholder | Details of Shares held | | Encumbered shares (*) | | | Details of warrants | | Details of convertible securities | | Total shares (including underlying shares assuming full conversion of warrants and convertible securities) as a % of diluted share capital |
|------|-------------------------|------------------------|-----------------------------------|-----------------------|----------------------|--------------------------------------------------------|-------------------------|---------------------------------------------------|---------------------------------------|-----------------------------------------------------------------|--------------------------------------------------------------------------------------------------------------------------------------------|
| | | No. of Shares held | As a % of grand total (A)+(B)+(C) | No | As a percentage | As a % of grand total (A)+(B)+(C) of sub-clause (1)(a) | Number of warrants held | As a % total number of warrants of the same class | Number of convertible securities held | As a % total number of convertible securities of the same class | |
| (I) | (II) | (III) | (IV) | (V) | (VI) = (V)/(III)*100 | (VII) | (VIII) | (IX) | (X) | (XI) | (XII) |
| 1 | RAKESH K. JAIN | 8,65,910 | 12.04880 | 0 | 0.00000 | 0.00000 | 0 | 0.00000 | 0 | 0.00000 | 12.04880 |
| 2 | PRERNA | 55,720 | 0.77532 | 0 | 0.00000 | 0.00000 | 0 | 0.00000 | 0 | 0.00000 | 0.77532 |

Signature


| | | | | | | | | | | | |
|---|-----------------------------------------|------------------|-----------------|----------|----------------|----------------|----------|----------------|----------|----------------|-----------------|
| | JAIN | | | | | | | | | | |
| 3 | ARIDHI JAIN | 8,310 | 0.11563 | 0 | 0.00000 | 0.00000 | 0 | 0.00000 | 0 | 0.00000 | 0.11563 |
| 4 | VIDHA JAIN | 24,510 | 0.34105 | 0 | 0.00000 | 0.00000 | 0 | 0.00000 | 0 | 0.00000 | 0.34105 |
| 5 | FRONTLINE CAPITAL SERVICES LTD | 3,75,000 | 5.21798 | 0 | 0.00000 | 0.00000 | 0 | 0.00000 | 0 | 0.00000 | 5.21798 |
| 6 | HOPE CONSULTAN TS LTD | 33,15,043 | 46.12754 | 0 | 0.00000 | 0.00000 | 0 | 0.00000 | 0 | 0.00000 | 46.12754 |
| | Total | 46,44,493 | 64.62632 | 0 | 0.00000 | 0.00000 | 0 | 0.00000 | 0 | 0.00000 | 64.62632 |


(*) The term "encumbrance" has the same meaning as assigned to it in regulation 28(3) of the SAST Regulations, 2011.

Arinash



(1) (c)(i) Statement showing holding of securities (including shares, warrants, convertible securities) of persons belonging to the category "Public" and holding more than 1% of the total number of shares

| S.No. | Name of the shareholder | Number of shares held | Shares as a percentage of total number of shares (i.e. Grand Total (A)+(B)+(C) indicated in Statement at para (1)(a) above | Details of warrants | | Details of convertible securities | | Total shares (including underlying shares assuming full conversion of warrants and convertible securities) as a % of diluted share capital |
|-------|--------------------------------------------|-----------------------|----------------------------------------------------------------------------------------------------------------------------|-------------------------|---------------------------------------------------|---------------------------------------|-------------------------------------------------------------------|--------------------------------------------------------------------------------------------------------------------------------------------|
| | | | | Number of warrants held | As a % total number of warrants of the same class | Number of convertible securities held | % w.r.t. total number of convertible securities of the same class | |
| 1. | APOLLO TRADING AND FINANCE PRIVATE LIMITED | 78,392 | 1.09079 | 0 | 0.00000 | 0 | 0.00000 | 1.09079 |
| 2. | FLEX INTERNATIONAL PRIVATE LIMITED | 78500 | 1.09230 | 0 | 0.00000 | 0 | 0.00000 | 1.09230 |
| 3. | RN CONSULTANTS | 76,000 | 1.05751 | 0 | 0.00000 | 0 | 0.00000 | 1.05751 |

Avinash


| | | | | | | | | |
|--------------|--------------------------------------------------------------------|------------------|-----------------|----------|----------------|----------|----------------|-----------------|
| | PRIVATE LIMITED | | | | | | | |
| 4 | VIREET INVESTMENTS PRIVATE LIMITED | 75700 | 1.05334 | 0 | 0.00000 | 0 | 0.00000 | 1.05334 |
| 5 | VIREN INVESTMENTS PRIVATE LIMITED | 76000 | 1.05751 | 0 | 0.00000 | 0 | 0.00000 | 1.05751 |
| 6 | BFL INVESTMENTS AND FINANCIAL CONSULTANTS PRIVATE LIMITED | 78,392 | 1.09079 | 0 | 0.00000 | 0 | 0.00000 | 1.09079 |
| 7 | A. R. INFRASTRUCTURES AND PROJECTS PVT. LTD. | 1,70,097 | 2.36683 | 0 | 0.00000 | 0 | 0.00000 | 2.36683 |
| 8 | AJAI CHOWDHRY | 75,000 | 1.04360 | 0 | 0.00000 | 0 | 0.00000 | 1.04360 |
| 9 | GITA CHOWDHRY | 75,000 | 1.04360 | 0 | 0.00000 | 0 | 0.00000 | 1.04360 |
| 10 | PRAVIN AGARWAL | 1,35,900 | 1.89099 | 0 | 0.00000 | 0 | 0.00000 | 1.89099 |
| 11 | MANISH JAIN | 1,76,346 | 2.45379 | 0 | 0.00000 | 0 | 0.00000 | 2.45379 |
| 12 | DEVINDER SINGH PURI | 91,600 | 1.27458 | 0 | 0.00000 | 0 | 0.00000 | 1.27458 |
| 13 | MOHAN VISWANATHAN PUDUGRAM | 1,51,893 | 2.11353 | 0 | 0.00000 | 0 | 0.00000 | 2.11353 |
| 14 | ANITA MOHAN | 2,03,184 | 2.82723 | 0 | 0.00000 | 0 | 0.00000 | 2.82723 |
| | | | | | | | | |
| Total | | 15,42,004 | 21.45639 | 0 | 0.00000 | 0 | 0.00000 | 21.45639 |

Avinash

SECURITY
New Delhi

(1) (c)(ii) Statement showing holding of securities (including shares, warrants, convertible securities) of persons (together with PAC) belonging to the category "Public" and holding more than 5% of the total number of shares of the company.

| S.No. | Name(s) of the shareholder(s) and the Persons Acting in Concert (PAC) with them | Number of shares | Shares as a percentage of total number of shares (i.e. Grand Total (A)+(B)+(C) indicated in Statement at para (1)(a) above | Details of warrants | | Details of convertible securities | | Total shares (including underlying shares assuming full conversion of warrants and convertible securities) as a % of diluted share capital |
|--------------|---------------------------------------------------------------------------------|------------------|----------------------------------------------------------------------------------------------------------------------------|---------------------|---------------------------------------------------|---------------------------------------|-------------------------------------------------------------------|--------------------------------------------------------------------------------------------------------------------------------------------|
| | | | | Number of warrants | As a % total number of warrants of the same class | Number of convertible securities held | % w.r.t. total number of convertible securities of the same class | |
| 1. | 0 | 0 | 0.00000 | 0 | 0.00000 | 0 | 0.00000 | 0.00000 |
| Total | 0 | 0 | 0.00000 | 0 | 0.00000 | 0 | 0.00000 | 0.00000 |

Anish

PROLINE SECURITIES LIMITED
New Delhi

1)(d) STATEMENT SHOWING DETAILS OF LOCKED-IN SHARES

| Sr.No. | Name of the shareholder | Number of locked-in shares | Locked-in shares as a percentage of total number of shares [i.e. Grand total (A)+(B)+(C) Indicted in Statement at para (1)(a) above] |
|--------|-------------------------|----------------------------|--------------------------------------------------------------------------------------------------------------------------------------|
| 1. | | | |
| 2. | N.A. | | |
| | TOTAL | | |

(II)(a) STATEMENT SHOWING DETAILS OF DEPOSITORY RECEIPTS (DRs)

| Sr.No | Type of outstanding DR (ADRs', GDRs, SDRs, etc.) | Number of outstanding DRs | Number of Shares underlying outstanding DRs | Shares underlying outstanding DRs as a percentage of total number of shares [i.e. Grand Total (A)+(B)+(C) indicated in Statement at para (1)(a) above] |
|-------|--------------------------------------------------|---------------------------|---------------------------------------------|--------------------------------------------------------------------------------------------------------------------------------------------------------|
| 1. | | | | |
| 2. | | | | |

Arinath

SECURITIES LIMITED
New Delhi

| | | | |
|--|-------|--|--|
| | N. A. | | |
| | TOTAL | | |

(II)(b) STATEMENT SHOWING HOLDING OF DEPOSITORY RECEIPTS (DRS), WHERE UNDERLYING SHARES HELD BY 'PROMOTER/PROMOTER GROUP' ARE IN EXCESS OF 1% OF THE TOTAL NUMBER OF SHARES

| Sr.No. | Name of the DR Holder | Type of outstanding DR (ADRs, GDRs, SDRs, etc.) | Number of Shares underlying outstanding DRs | Shares underlying outstanding DRs as a percentage of total number of shares [i.e. Grand Total (A)+(B)+(C) indicated in Statement at para (i)(a) above] |
|--------|-----------------------|-------------------------------------------------|---------------------------------------------|--------------------------------------------------------------------------------------------------------------------------------------------------------|
| 1. | | | | |
| 2. | N. A. | | | |
| | TOTAL | | | |

Arvind

ARVIND SECURITIES LIMITED
New Delhi